

COJ: TECHNICAL EMT CLUSTER  
COJ: EMT  
COJ: MAYORAL SUB COMMITTEE  
COJ: MAYORAL COMMITTEE  
COJ: FINANCE COMMITTEE  
COJ: COUNCIL

---

**STRATEGIC SUPPLY CHAIN MANAGEMENT  
OPERATIONAL STATUS REPORT  
FOR THE PERIOD 1 OCTOBER 2014 TO 31 DECEMBER 2014**

**1 STRATEGIC THRUST**

Well governed and managed City.

**2 OBJECTIVE**

To provide statistical management information pertaining to the Strategic Supply Chain Management (SSCM) activities over the period 1 October 2014 to 31 December 2014, and to report on the exercising of related Delegation of Powers given to the Group Chief Financial Officer, as applicable to the Strategic Supply Chain Management. The information contained in this report relates to procurement activities of the "core Council" only.

**3 SUMMARY**

The procurement process is governed by the Municipal Finance Management Act, Act 56 of 2003, the Municipal Supply Chain Management Regulations as promulgated there-under and the Supply Chain Management Policy of the City. This report reflects a consolidation of all purchases including the purchase of direct goods and/or services (direct delivery to departments), purchase of stock items, stores management activities, statistics on all bids (issued and in progress of being evaluated) and renewal of contracts within the "core" of the City. Detailed information on certain activities for purchasing, inventory management per store, contracts statistics and acquisition status is contained in Annexures A, B, C, D, E and F of the report respectively.

**3.1 Purchasing Statistics**

**i. Direct Purchases (Annexure A)**

The information provided is in respect of direct purchases made within the "core". Direct purchases are requirements for delivery of goods and services directly to the user departments. The total value of all direct purchases for the second quarter was R866 920 446.05 and R2 372 965 508.61 year to date.

**ii Stock Purchases (Annexure A)**

The information provided is in respect of stock purchases made within the "core" that represents frequently required and replenished items. Stock purchases are requirements for delivery of stock material directly to the various stores for distribution to user departments on an as-and-when required basis. The total value of all stock purchases for the second quarter was R22 146 932.59 and R43 810 852.52 year to date.

### 3.2. Stores and Inventory Management (Annexure B)

- i Total value of stock held as at 31 December 2014: R23 088 474.87.
- ii Total issued stock: 412 942 items, valued at R14 119 699.51.
- iii Total stock purchases: 333 477 items, valued at R19 526 814.18.

The above total stock value of R23 088 474.87 as at 31 December 2014 excludes items whose shelf-life have expired as these would have been written off (through adjustments and write-offs). No stock was written off during the second quarter.

### 3.3 Contracts Statistics

#### 3.3.1 Public Bids Issued and Contract Statistics (Annexure C)

Public bids represent acquisition of goods and/or services through a public competitive bidding process for values greater than the threshold of R 200 000 (VAT Inclusive), as well as for the renewal of contracts of certain goods and services.

A total of thirty five (35) bids were advertised, forty (40) were closed during the period under review and no bids were cancelled. Bid documents collected amounted to five hundred and fifty one (551), of which four hundred and sixty five (465) submissions were received for evaluation. Further details are provided in Annexure C.

#### 3.3.2 Construction Bids (CIDB) (Annexure D)

The Construction Industry Development Board Act of 2000 (Act 38 of 2000) empowers the Board to establish a register of projects with the aim of establishing and maintaining the drive for the industry development objectives. It is mandatory for the City as a public sector client, to publish the construction tenders on the CIDB website.

Four (4) construction bids were advertised on the CIDB website for the period 1 October 2014 to 31 December 2014. Further details are provided in Annexure D.

#### 3.3.3 Contracts due to expire within a period of 9 months (Annexure E)

The list, as per Annexure E, indicates contracts that will be expiring within nine months period. Reminders in the form of letters are sent to user departments nine months prior to the expiry date of the contracts. The purpose of the reminders is to inform the departments to commence the bidding process for renewal of contracts timeously.

There are fifteen (15) contracts due to expire in the next nine months, between January 2015 and upto September 2015. During the first three months Group Supply Chain Management issues monthly notices of reminders to the users departments. In cases where users are not taking any action to renew contracts in the remaining six months to the expiry date of the contract, Group Supply Chain Management may initiate the procurement process based on the information provided in the acquisition plans. The major users of such a contract will serve as custodians.

COJ: TECHNICAL EMT CLUSTER  
COJ: EMT  
COJ: MAYORAL SUB COMMITTEE  
COJ: MAYORAL COMMITTEE  
COJ: FINANCE COMMITTEE  
COJ: COUNCIL

---

A total of ten (10) contracts fall in the latter category of contracts expiring within six months. Included in this list are contracts expiring within 9 months time.

Heads of Departments are thus requested to sensitise responsible officials to ensure that the process for renewal of contracts is commenced well in time. Such initiative will eliminate deviations from the normal procurement processes.

#### 3.3.4 Actual spent on bids awarded by Bid Adjudication Committee (Annexure F)

Both the Executive and Central Adjudication Committees respectively were established in terms of the provisions of Local Government Municipal Finance Management Act. These Committees consist of officials with authority to approve bids in accordance with their terms of reference.

Bids were evaluated in accordance with criteria set out in the Preferential Procurement Policy Framework Act (Act No: 5 of 2000) and the Preferential Procurement Regulations 2011 published in terms of Government Gazette No 22549 and also in terms of the criteria set out in the Construction Industry Development Board (Act No 38 of 2000)

#### 4 POLICY IMPLICATIONS

The bidding processes and the procurement of goods and services were made in accordance with the relevant pieces of legislation and the Supply Chain Management Policy of the City. This report is presented for management information purposes.

#### 5 LEGAL & CONSTITUTIONAL IMPLICATIONS

In terms of Regulation 6(1) read with Regulation 6(2) of the Municipal Supply Chain Management Regulations issued in terms of the Municipal Finance Management Act 56 of 2003, the Council of the Municipality must maintain an oversight role over the implementation of its Supply Chain Management Policy. This report has been compiled in compliance thereto.

#### 6 FINANCIAL IMPLICATIONS

Daily operations, within Strategic Supply Chain Management are funded from 2014/2015 Operating Estimates as applicable.

#### 7 COMMUNICATION IMPLICATIONS

The report will be published on the Council's website in terms of Regulation 6(4) of the Supply Chain Management Regulations issued in terms of the MFMA.

#### 8 OTHER DEPARTMENTS/BODIES CONSULTED

Finance and Group Legal and Contracts as Departments were consulted in the drafting of this report.

COJ: TECHNICAL EMT CLUSTER  
COJ: EMT  
COJ: MAYORAL SUB COMMITTEE  
COJ: MAYORAL COMMITTEE  
COJ: FINANCE COMMITTEE  
COJ: COUNCIL


---

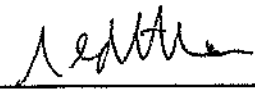
9 KEY PERFORMANCE INDICATOR


This report is for compliance purposes to enable the Council as public representatives to exercise their oversight role.

IT IS RECOMMENDED


- 1 That the contents of the report and the information contained in Annexure A, B, C, D, E and F thereto be noted.
- 2 That the Group Head: Strategic Supply Chain Management publishes the report on the Council's website in compliance with Regulation 6(4) of the Municipal Supply Chain Management Regulations issued in terms of the Municipal Finance Management Act 56 of 2003, for access thereof by the public.

  
pp 27/1/2015  
Thembisa Peele  
Group Head: Strategic Supply Chain Management  
Finance Department

  
Mbulelo Ruda  
Group Head: Legal and Contracts

  
Reggie Boqo  
Group Chief Financial Officer

06/02/2015  
Date

  
Councillor Geoffrey Makhubo  
MMC: Finance Department

Date

COJ: TECHNICAL EMT CLUSTER  
 COJ: EMT  
 COJ: MAYORAL SUB COMMITTEE  
 COJ: MAYORAL COMMITTEE  
 COJ: FINANCE COMMITTEE  
 COJ: COUNCIL

**ANNEXURE A**

**PURCHASING STATISTICS FOR DIRECT PURCHASES FROM 1 OCTOBER 2014 TO 31 DECEMBER 2014**

**Direct Purchases**

| Period<br>Value of Order              | 1st quarter of the financial year 2014/2015 |                          | 2nd quarter of the financial year 2014/2015 |                        |
|---------------------------------------|---|--------------------------|---|------------------------|
|                                       | Number of orders placed                     | Total Value              | Number of orders placed                     | Total Value            |
| R1 to                                 |   |                          |   |                        |
| R2 000                                | 2 116                                       | R1 542 701.94            | 1 826                                       | R1 333 817.28          |
| R2 001 to                             |   |                          |   |                        |
| R10 000                               | 2 167                                       | R11 640 680.19           | 1 931                                       | R10 426 011.01         |
| R10 001 to                            |   |                          |   |                        |
| R30 000                               | 2 146                                       | R40 592 468.23           | 2 207                                       | R42 466 111.33         |
| R30 001 to                            |   |                          |   |                        |
| R100 000                              | 875   | R48 226 091.34           | 759   | R40 574 924.00         |
| R100 001 to                           |   |                          |   |                        |
| R200 000                              | 289   | R42 064 078.26           | 351   | R48 914 940.53         |
| R200 001 to                           |   |                          |   |                        |
| R500 000                              | 222   | R73 304 671.92           | 242   | R78 150 007.22         |
| R500 001 to                           |   |                          |   |                        |
| R5 000 000                            | 271   | R385 163 141.30          | 213   | R277 621 307.37        |
| R5 000 001 to                         |   |                          |   |                        |
| R10 000 000                           | 14  | R92 842 575.55           | 16  | R104 155 762.00        |
| Above                                 |   |                          |   |                        |
| R10 000 000                           | 23  | R810 668 653.83          | 11  | R263 277 565.31        |
| <b>Totals</b>                         | <b>8 123</b>                                | <b>R1 506 045 062.56</b> | <b>7 556</b>                                | <b>R866 920 446.05</b> |
| <b>Average value per order placed</b> |   | <b>R185 405.03</b>       |   | <b>R114 732.72</b>     |

**Note: Disclosure is made to National Treasury for all purchasing transactions of R100 000 and above on a monthly basis.**

COJ: TECHNICAL EMT CLUSTER  
 COJ: EMT  
 COJ: MAYORAL SUB COMMITTEE  
 COJ: MAYORAL COMMITTEE  
 COJ: FINANCE COMMITTEE  
 COJ: COUNCIL

**PURCHASING STATISTICS FOR STOCK PURCHASES FROM 1 OCTOBER 2014 TO 31 DECEMBER 2014**

**Stock Purchases**

| Period                                      | 1st quarter of the financial year 2014/2015 |                       | 2nd quarter of the financial year 2014/2015 |                       |
|---|---|-----------------------|---|-----------------------|
| Value of Stock Order                        | Number of orders placed                     | Total Value           | Number of orders placed                     | Total Value           |
| R1 to                                       |   |                       |   |                       |
| R2 000                                      | 15  | R16 640.25            | 9   | R11 928.44            |
| R2 001 to                                   |   |                       |   |                       |
| R10 000                                     | 88  | R497 196.87           | 77  | R440 387.25           |
| R10 001 to                                  |   |                       |   |                       |
| R30 000                                     | 807   | R19 308 201.07        | 847   | R20 429 720.74        |
| R30 001 to                                  |   |                       |   |                       |
| R100 000                                    | 0   | R0                    | 1   | R54 400.00            |
| R100 001 to                                 |   |                       |   |                       |
| R200 000                                    | 4   | R613 383.50           | 0   | R0                    |
| R200 001 to                                 |   |                       |   |                       |
| R500 000                                    | 2   | R602 800.00           | 2   | R454 496.16           |
| R500 001 to                                 |   |                       |   |                       |
| R5 000 000                                  | 1   | R625 698.24           | 1   | R756 000.00           |
| R5 000 001 to                               |   |                       |   |                       |
| R10 000 000                                 | 0   | R0                    | 0   | R0                    |
| Above                                       |   |                       |   |                       |
| R10 000 000                                 | 0   | R0                    | 0   | R0                    |
| <b>Totals</b>                               | <b>917</b>                                  | <b>R21 663 919.93</b> | <b>937</b>                                  | <b>R22 146 932.59</b> |
| <b>Average value per stock order placed</b> |   | <b>R23 624.78</b>     |   | <b>R23 636.00</b>     |

**Note: Disclosure is made to National Treasury for all purchasing transactions of R100 000 and above on a monthly basis.**

COJ: TECHNICAL EMT CLUSTER  
 COJ: EMT  
 COJ: MAYORAL SUB COMMITTEE  
 COJ: MAYORAL COMMITTEE  
 COJ: FINANCE COMMITTEE  
 COJ: COUNCIL

**ANNEXURE B**

**DETAILED STORES AND INVENTORY STATISTICS FROM 1 OCTOBER 2014 TO 31 DECEMBER 2014**

1. Nett stock value per store

| Period                  | 1st quarter of the financial year 2014/2015 | 2nd quarter of the financial year 2014/2015 |
|-------------------------|---|---|
| Store Name              | As at 30 September 2014                     | As at 31 December 2014                      |
| Smit Street Store       | R10 891 248.20                              | R15 679 891.39                              |
| Main Reef Store         | R2 714 897.90                               | R3 049 655.17                               |
| Zondi Store             | R2 265 033.89                               | R2 447 270.21                               |
| Randburg Store          | R1 590 173.76                               | R1 911 658.10                               |
| <b>Total all stores</b> | <b>R17 461 353.75</b>                       | <b>R23 088 474.87</b>                       |

COJ: TECHNICAL EMT CLUSTER  
 COJ: EMT  
 COJ: MAYORAL SUB COMMITTEE  
 COJ: MAYORAL COMMITTEE  
 COJ: FINANCE COMMITTEE  
 COJ: COUNCIL

2. Number of items issued per store and value thereof for the period October 2014 to December 2014

| Period                  | 1st quarter of the financial year 2014/2015 |                       | 2nd quarter of the financial year 2014/2015 |                       |
|-------------------------|---|-----------------------|---|-----------------------|
|                         | Number of items issued                      | Value                 | Number of items issued                      | Value                 |
| Smit Street Store       | 200 198                                     | R12 140 061.47        | 173 590                                     | R10 069 331.38        |
| Main Reef Store         | 61 048                                      | R2 169 306.27         | 157 886                                     | R2 278 882.21         |
| Zondi Store             | 3 538                                       | R321 684.42           | 3 997                                       | R259 213.32           |
| Randburg Store          | 44 137                                      | R1 845 299.69         | 77 469                                      | R1 512 272.60         |
| <b>Total all stores</b> | <b>308 921</b>                              | <b>R16 476 351.85</b> | <b>412 942</b>                              | <b>R14 119 699.51</b> |

3. Number of stock items purchased per store and value thereof for the period October 2014 to December 2014

| Period                  | 1st quarter of the financial year 2014/2015 |                       | 2nd quarter of the financial year 2014/2015 |                       |
|-------------------------|---|-----------------------|---|-----------------------|
|                         | Number of items purchased                   | Value                 | Number of items purchased                   | Value                 |
| Smit Street Store       | 156 040                                     | R13 395 700.54        | 112 866                                     | R14 789 442.72        |
| Main Reef Store         | 111 659                                     | R2 694 505.36         | 132 368                                     | R2 527 758.09         |
| Zondi Store             | 12 494                                      | R394 019.53           | 8 935                                       | R422 319.93           |
| Randburg Store          | 135 147                                     | R2 703 967.31         | 79 308                                      | R1 787 293.44         |
| <b>Total all stores</b> | <b>415 340</b>                              | <b>R19 188 192.74</b> | <b>333 477</b>                              | <b>R19 526 814.18</b> |

COJ: TECHNICAL EMT CLUSTER  
 COJ: EMT  
 COJ: MAYORAL SUB COMMITTEE  
 COJ: MAYORAL COMMITTEE  
 COJ: FINANCE COMMITTEE  
 COJ: COUNCIL

4. Stock Account Figures for the period October 2014 to December 2014

|                                    | Smit Street Store | Main Reef Store | Zondi Store   | Randburg Store | Total All Stores |
|------------------------------------|-------------------|-----------------|---------------|----------------|------------------|
| Opening Balance                    | R10 891 248.20    | R2 714 897.90   | R2 265 033.89 | R1 590 173.76  | R17 461 353.75   |
| Stock Purchases                    | R14 789 442.72    | R2 527 758.09   | R422 319.93   | R1 787 293.44  | R19 526 814.18   |
| Debit Adjustment <sup>1</sup>      | R724 121.23       | R130 893.75     | R48 839.97    | R74 822.85     | R978 677.80      |
| Price Variation (-/+) <sup>2</sup> | -R83 159.91       | R0              | R0            | -R3.51         | -R83 163.42      |
| Issues                             | R10 069 331.38    | R2 278 882.21   | R259 213.32   | R1 512 272 .60 | R14 119 699.51   |
| Credit Adjustment <sup>3</sup>     | R572 429.47       | R45 012.36      | R29 710.26    | R28 355.84     | R675 507.93      |
| Closing Balance                    | R15 679 891.39    | R3 049 655.17   | R2 447 270.21 | R1 911 658.10  | R23 088 474.87   |

<sup>1</sup> Debit Adjustments occur due to the take-on of surplus stock values, contract price adjustments, issued goods returned to stores, crossovers and the movement of stock between different stores as a result of demand from business for certain commodities at the respective stores.

<sup>2</sup> Price variation occurs on the valuation of stock holding at all the SCMUs stores utilising the moving average price methodology, rounding-off unit prices and transportation of stock between the different valuation areas. Price variation can either be positively (+) or negatively (-) reflected

<sup>3</sup> Credit Adjustments occur due to the write-off of stock subsequent to cycle counting for stock shortages, crossovers, contract price adjustments, stock returned to suppliers and movement of stock between different stores as a result of demand from business for certain commodities at the respective stores.

COJ: TECHNICAL EMT CLUSTER  
 COJ: EMT  
 COJ: MAYORAL SUB COMMITTEE  
 COJ: MAYORAL COMMITTEE  
 COJ: FINANCE COMMITTEE  
 COJ: COUNCIL

5. Stock Adjustments and Write Offs of Obsolete Stock

Stock adjustments expressed as a percentage of total stock holding value.

| Period                  | 1st quarter of the financial year 2014/2015 | 2nd quarter of the financial year 2014/2015 |
|-------------------------|---|---|
| Store Name              | Percentage                                  | Percentage                                  |
| Smit Street Store       | -0.0449%                                    | 0.0373%                                     |
| Main Reef Store         | -0.0047%                                    | 0.0380%                                     |
| Zondi Store             | -0.0729%                                    | -0.0199%                                    |
| Randburg Store          | 0%  | 0.0016%                                     |
| <b>Total all stores</b> | <b>-0.0382%</b>                             | <b>0.0284%</b>                              |

**Note:** (-) indicates **SHORTAGES** (+) indicates **SURPLUSES**

The above represents the nett percentage of differences arising from stock surpluses and shortages for the 2nd quarter of the financial year 2014/2015 as per store. The surpluses and shortages arise due to errors in stock handling, breakages and obsolete or redundant stock<sup>4</sup>.

Breakages and obsolete stock which were found during quarterly stock counts were recorded in the breakage registers held at each store and the values of which get written off from the stock account. Stock surpluses are also recorded accordingly and the value of the stockholding inflated with the value and quantities thereof. A formal year end stock count procedure with independent counters and observers is conducted once a year with all store operations closed during the process. For the rest of the year, periodical informal stock counts are performed on an ad hoc basis while stores operations are running. Nett average adjustment in respect of stock surpluses and/or shortages for the 2nd quarter of the financial year 2014/2015 is R6 563.23 per month. The average nett percentage difference is below the market norm of 1 percent.

<sup>4</sup> Breakages and obsolete stock is recorded in the breakage register held at each store and gets audited continuously, values of which get written off from the stock account. Errors in stock handling do not fall within the definition of Fruitless and Wasteful Expenditure as defined by the MFMA.

COJ: TECHNICAL EMT CLUSTER  
 COJ: EMT  
 COJ: MAYORAL SUB COMMITTEE  
 COJ: MAYORAL COMMITTEE  
 COJ: FINANCE COMMITTEE  
 COJ: COUNCIL

ANNEXURE C

**BID / PROPOSAL STATUS REPORT**

**BID STATUS REPORT FROM 1 OCTOBER 2014 TO 31 DECEMBER 2014**

**Bid / Contract Statistics**

| Period   | 1st quarter of the financial year<br>2014/2015 | 2nd quarter of the financial year<br>2014/2015 |
|--|--|--|
| Invitation for bids advertised                       | 11   | 35   |
| Number of bids / proposals closed                    | 9  | 40   |
| Number of bids/ proposal documents collected         | 1390   | 551  |
| Bids / Proposals submissions received back           | 544  | 465  |
| Bids / Proposals cancelled                           | 0  | 0  |
| Bids / Proposals cancelled: Re-invited               | 0  | 0  |
| Bids / Proposals cancelled: Not to be Re-invited     | 0  | 0  |
| Bids / Proposals approved below R5 million           | 8  | 8  |
| Bids / Proposals approved above R5 million           | 9  | 9  |
| Breach of contract                                   | 0  | 0  |
| Final Notices to Defaulting Contractors              | 0  | 0  |
| Cancellation of contracts                            | 0  | 0  |
| Change of name of contractor or change of contractor | 0  | 0  |
| Cessionary agreements and assignments                | 0  | 0  |

COJ: TECHNICAL EMT CLUSTER  
 COJ: EMT  
 COJ: MAYORAL SUB COMMITTEE  
 COJ: MAYORAL COMMITTEE  
 COJ: FINANCE COMMITTEE  
 COJ: COUNCIL

| Tender No | Advert Date | Description   | Closing Date | Date of Bid Evaluation Committee | Date Report served at Bid Adjudication Committee | Date approved by Bid Adjudication Committee |
|-----------|-------------|---|--------------|----------------------------------|--|---|
| A574      | 2014/10/03  | Development of the City of Johannesburg Alien and Invasive Plant Control Plan for both Aquatic and Terrestrial Environment                      | 2014/10/24   | 2014/12/10                       | Not yet served at the Adjudication Committee     | Not yet adjudicated                         |
| A575      | 2014/10/03  | Ground-Truthing (ground verification) of critical biodiversity as identified in the City of Johannesburg  | 2014/10/27   | 2014/12/10                       | Not yet served at the Adjudication Committee     | Not yet adjudicated                         |
| A576      | 2014/10/03  | Proclamation of four Municipal Nature Reserves in terms of the National Environmental Management: Protected Areas Act (Act no. 57 of 2003)      | 2014/10/28   | 2014/12/10                       | Not yet served at the Adjudication Committee     | Not yet adjudicated                         |
| A577      | 2014/10/03  | Appointment of consultant/s to develop Integrated Public Transport operational and implementation plans for North East Quadrant of Johannesburg | 2014/10/24   | 2014/12/01                       | Not yet served at the Adjudication Committee     | Not yet adjudicated                         |
| A578      | 2014/10/03  | River clean up and intervention measures to improve water quality, Ward 129 and 130 in Soweto   | 2014/10/29   | 2014/12/23                       | Not yet served at the Adjudication Committee     | Not yet adjudicated                         |

COJ: TECHNICAL EMT CLUSTER  
 COJ: EMT  
 COJ: MAYORAL SUB COMMITTEE  
 COJ: MAYORAL COMMITTEE  
 COJ: FINANCE COMMITTEE  
 COJ: COUNCIL

| Tender No | Advert Date | Description  | Closing Date | Date of Bid Evaluation Committee | Date Report served at Bid Adjudication Committee | Date approved by Bid Adjudication Committee |
|-----------|-------------|--|--------------|----------------------------------|--|---|
| 453/14    | 2014/10/10  | Construction of a "Complete Street" in Ivory Park  | 2014/11/13   | Not yet evaluated                | Not yet served at the Adjudication Committee     | Not yet adjudicated                         |
| 454/14    | 2014/10/10  | Construction of a Public Transport Facility (Superstop) in Slovoville Ext1                                       | 2014/11/13   | 2014/12/03                       | Not yet served at the Adjudication Committee     | Not yet adjudicated                         |
| A579      | 2014/10/10  | Environmental studies  | 2014/11/10   | 2014/12/14                       | Not yet served at the Adjudication Committee     | Not yet adjudicated                         |
| A580      | 2014/10/10  | Request for proposals for river health assessment of Klip and Juskei Water Management Unit                       | 2014/10/27   | 2014/12/23                       | Not yet served at the Adjudication Committee     | Not yet adjudicated                         |
| A581      | 2014/10/10  | Appointment of a service provider for the development of a stormwater design manual for the City of Johannesburg | 2014/10/31   | 2014/12/17                       | Not yet served at the Adjudication Committee     | Not yet adjudicated                         |
| 455/14    | 2014/10/31  | Provision of laundering and dry cleaning services for the City of Johannesburg                                   | 2014/11/19   | Not yet evaluated                | Not yet served at the Adjudication Committee     | Not yet adjudicated                         |

COJ: TECHNICAL EMT CLUSTER  
 COJ: EMT  
 COJ: MAYORAL SUB COMMITTEE  
 COJ: MAYORAL COMMITTEE  
 COJ: FINANCE COMMITTEE  
 COJ: COUNCIL

| Tender No | Advert Date | Description   | Closing Date | Date of Bid Evaluation Committee | Date Report served at Bid Adjudication Committee | Date approved by Bid Adjudication Committee |
|-----------|-------------|---|--------------|----------------------------------|--|---|
| A582      | 2014/10/17  | Development of two intergrated open space plans   | 2014/11/14   | 2015/01/06                       | Not yet served at the Adjudication Committee     | Not yet adjudicated                         |
| 456/14    | 2014/10/17  | Appointment of a contractor for the construction of public transport facility (PTF) in Lehae  | 2014/11/19   | 2014/12/19                       | Not yet served at the Adjudication Committee     | Not yet adjudicated                         |
| A583      | 2014/10/24  | RFP for the appointment of independent facilitator to conclude a third Bus Operating Company (BOC) through engagement and negotiations with the potential affected public | 2014/11/17   | Not yet evaluated                | Not yet served at the Adjudication Committee     | Not yet adjudicated                         |
| A584      | 2014/10/24  | RFP for the installation configuration of ex8208 10gb 2line cards and 12 ex820 SFPS of the Rea Vaya Intelligent Transport Systems (ITS) Network Infrastructure            | 2014/11/07   | 2014/12/04                       | Not yet served at the Adjudication Committee     | Not yet adjudicated                         |
| 457/14    | 2014/10/31  | Service providers to serve and repair fire, rescue and USAR equipment for the period of three years   | 2014/11/17   | Not yet evaluated                | Not yet served at the Adjudication Committee     | Not yet adjudicated                         |

COJ: TECHNICAL EMT CLUSTER  
 COJ: EMT  
 COJ: MAYORAL SUB COMMITTEE  
 COJ: MAYORAL COMMITTEE  
 COJ: FINANCE COMMITTEE  
 COJ: COUNCIL

| Tender No | Advert Date | Description   | Closing Date | Date of Bid Evaluation Committee          | Date Report served at Bid Adjudication Committee | Date approved by Bid Adjudication Committee |
|-----------|-------------|---|--------------|---|--|---|
| 458/14    | 2014/10/31  | Request to purchase urban and rescue cache equipment containers USAR  | 2014/12/01   | Not yet evaluated                         | Not yet served at the Adjudication Committee     | Not yet adjudicated                         |
| 459/14    | 2014/10/31  | Purchase of three self-contained breathing apparatus air compressors  | 2014/11/17   | Awaiting cancellation memo from user-dept | Will not serve at adjudication                   | Will not be adjudicated                     |
| 460/14    | 2014/10/31  | Construction of Lenasia Scholar Transport Exchange Facility   | 2014/12/02   | Not yet evaluated                         | Not yet served at the Adjudication Committee     | Not yet adjudicated                         |
| 461/14    | 2014/10/31  | Maintain and service, purchase, supply and delivery, modification and support specialised emergency management vehicle for the City of Johannesburg EMS                             | 2014/12/01   | 2014/12/30                                | Not yet served at the Adjudication Committee     | Not yet adjudicated                         |
| A585      | 2014/11/07  | Request for a professional consulting team to formulate a detailed urban design plan for Brixton social cluster situated strategically within the empire-perth development corridor | 2014/11/28   | Not yet evaluated                         | Not yet served at the Adjudication Committee     | Not yet adjudicated                         |

COJ: TECHNICAL EMT CLUSTER  
 COJ: EMT  
 COJ: MAYORAL SUB COMMITTEE  
 COJ: MAYORAL COMMITTEE  
 COJ: FINANCE COMMITTEE  
 COJ: COUNCIL

| Tender No | Advert Date | Description   | Closing Date | Date of Bid Evaluation Committee | Date Report served at Bid Adjudication Committee | Date approved by Bid Adjudication Committee |
|-----------|-------------|---|--------------|----------------------------------|--|---|
| A586      | 2014/11/07  | Request for a proposal call for a professional consulting team to formulate a detailed precinct plan and urban design framework for Balfour Park (Local Areas)    | 2014/12/01   | Not yet evaluated                | Not yet served at the Adjudication Committee     | Not yet adjudicated                         |
| A587      | 2014/11/07  | Request for proposal for the development of air quality emission inventory  | 2014/12/02   | To be cancelled                  | Will not serve at Adjudication Committee         | Will not be adjudicated                     |
| A588      | 2014/11/14  | RFP for professional consulting team to formulate a detailed development plan and urban design framework for Milpark situated strategically with the empire perth | 2014/12/09   | Not yet evaluated.               | Not yet served at the Adjudication Committee     | Not yet adjudicated                         |
| A589      | 2014/11/14  | RFP for proposal from professional consulting team to formulate a strategic area framework for mining belt-west development corridor                              | 2014/12/08   | Not yet evaluated.               | Not yet served at the Adjudication Committee     | Not yet adjudicated                         |
| 463/14    | 2014/11/14  | Supply and delivery of health care risk waste boxes, containers, sharps containers, liners and tape for the safe collection                                       | 2014/12/15   | Not yet evaluated.               | Not yet served at the Adjudication Committee     | Not yet adjudicated                         |

COJ: TECHNICAL EMT CLUSTER  
 COJ: EMT  
 COJ: MAYORAL SUB COMMITTEE  
 COJ: MAYORAL COMMITTEE  
 COJ: FINANCE COMMITTEE  
 COJ: COUNCIL

| Tender No | Advert Date | Description  | Closing Date | Date of Bid Evaluation Committee | Date Report served at Bid Adjudication Committee | Date approved by Bid Adjudication Committee |
|-----------|-------------|--|--------------|----------------------------------|--|---|
| A590      | 2014/11/14  | removal, transportation, treatment and/or disposal health care risk wastes by a licenced service provider<br>RFP for a professional consulting team to formulate a detailed urban design plan for Wemmer Pan-situated strategically within Turfontein development corridor | 2014/12/10   | Not yet evaluated                | Not yet served at the Adjudication Committee     | Not yet adjudicated                         |
| 464/14    | 2014/11/14  | Supply and delivery of newspapers  | 2014/12/15   | Not yet evaluated                | Not yet served at the Adjudication Committee     | Not yet adjudicated                         |
| A591      | 2014/11/21  | Request for proposals from suitably qualified and experienced firms of consulting engineers with expertise in traffic planning to submit proposals for the preparation of a multi model transport plan for the Turfontein development                                      | 2014/12/15   | Not yet evaluated                | Not yet served at the Adjudication Committee     | Not yet adjudicated                         |
| 465/14    | 2014/11/21  | For the construction of new washbays at Orange Farm, Lawley Diepkloof, Ivory park,   | 2014/12/22   | Not yet evaluated                | Not yet served at the Adjudication               | Not yet adjudicated                         |

COJ: TECHNICAL EMT CLUSTER  
 COJ: EMT  
 COJ: MAYORAL SUB COMMITTEE  
 COJ: MAYORAL COMMITTEE  
 COJ: FINANCE COMMITTEE  
 COJ: COUNCIL

| Tender No | Advert Date | Description   | Closing Date | Date of Bid Evaluation Committee | Date Report served at Bid Adjudication Committee | Date approved by Bid Adjudication Committee |
|-----------|-------------|---|--------------|----------------------------------|--|---|
|           |             | Diepsloot and Roosevelt Park Fire Stations  |              |                                  | Committee  |   |
| A592      | 2014/11/28  | RFP for the provision of management programs within the following shelter hospital hills shelter for adults on behalf of City of Johannesburg | 2014/12/22   | Not yet evaluated                | Not yet served at the Adjudication Committee     | Not yet adjudicated                         |
| A593      | 2014/11/28  | RFP for the provision of the management of programs within 3 Korte Street night shelter for adults  | 2014/12/23   | Not yet evaluated                | Not yet served at the Adjudication Committee     | Not yet adjudicated                         |
| A594      | 2014/11/28  | RFP for comprehensive review of a climate change adaptation plan  | 2014/12/22   | Not yet evaluated                | Not yet served at the Adjudication Committee     | Not yet adjudicated                         |
| A595      | 2014/12/05  | RFP for the evaluation and development quality management plan for the City of Johannesburg   | 2014/12/22   | Not yet evaluated                | Not yet served at the Adjudication Committee     | Not yet adjudicated                         |
| A596      | 2014/12/05  | RFP for the Africities Summit 2015 professional conference organiser for the City's group strategy, policy coordination and relations         | 2015/01/12   | Not yet evaluated                | Not yet served at the Adjudication Committee     | Not yet adjudicated                         |

COJ: TECHNICAL EMT CLUSTER  
 COJ: EMT  
 COJ: MAYORAL SUB COMMITTEE  
 COJ: MAYORAL COMMITTEE  
 COJ: FINANCE COMMITTEE  
 COJ: COUNCIL

**ANNEXURE D**

**CIDB STATUS REPORT AS AT 31 DECEMBER 2014**

**Contracts completed (0)**

| CIDB Reference no. | Contract no. | Description |
|--------------------|--------------|-------------|
|--------------------|--------------|-------------|

**Contracts awarded, not yet completed (2)**

| CIDB Reference no. | Contract no. | Description   |
|--------------------|--------------|---|
| 100009654          | 424/13       | Construction of new Protea Glen Extension 13 Fire Station in Soweto, Protea, Soweto, Johannesburg |
| 100012133          | 446/14       | Construction of roads and stormwater management system  |

COJ: TECHNICAL EMT CLUSTER  
 COJ: EMT  
 COJ: MAYORAL SUB COMMITTEE  
 COJ: MAYORAL COMMITTEE  
 COJ: FINANCE COMMITTEE  
 COJ: COUNCIL

Contracts cancelled / terminated (0)

| CIDB Reference no. | Contract no. | Description |
|--------------------|--------------|-------------|
|--------------------|--------------|-------------|

Bids cancelled prior to award (0)

| CIDB Reference no. | Contract no. | Description |
|--------------------|--------------|-------------|
|--------------------|--------------|-------------|

Bids advertised not yet awarded (4)

| CIDB Reference no. | Contract no. | Description  |
|--------------------|--------------|--|
| 100016713          | 453/14       | Construction of a "Complete Street" in Ivory Park  |
| 100016714          | 454/14       | Construction of a Public Transport Facility (Superstop) in Slovoville Ext1                   |
| 100016874          | 456/14       | Appointment of a contractor for the construction of Public Transport Facility (PTF) in Lehae |
| 100017313          | 460/14       | Construction of Lenasia Scholar Transport Exchange Facility                                  |

COJ: TECHNICAL EMT CLUSTER  
 COJ: EMT  
 COJ: MAYORAL SUB COMMITTEE  
 COJ: MAYORAL COMMITTEE  
 COJ: FINANCE COMMITTEE  
 COJ: COUNCIL

**ANNEXURE E**

**BID / PROPOSAL STATUS REPORT**

**DETAIL LIST OF CONTRACTS DUE TO EXPIRE WITHIN NINE MONTHS FROM 1 JANUARY 2015 TO 30 SEPTEMBER 2015**

| Contract no. | Description   | Department                      | Expiry Date |
|--------------|---|---------------------------------|-------------|
| 330/11       | Supply and delivery of daily and weekend newspapers and magazines for the City of Johannesburg  | Corporate and Shared Services   | 15-01-2015  |
| 343/11       | Supply and delivery of Health Care risk waste boxes, sharps, containers, liners and tapes as well as the safe collection removal, transportation, treatment and or disposal of Health Care risk waste by a licenced service provider. | Health                          | 26-02-2015  |
| 346/11       | Manufacture, supply and delivery of nurses and health promoters uniforms for Health Department of the City of Johannesburg  | Health                          | 19-02-2015  |
| 348/11       | Provision of colour digital othophotos for the City of Johannesburg   | GIS                             | 20-04-2015  |
| 349/11       | Deployment of part time Traffic Pointsmen   | JMPD                            | 28-02-2015  |
| 359/12       | Supply and delivery of protective clothing for Facilities Management and Maintenance for the City of Johannesburg   | FMMU                            | 04-06-2015  |
| A453         | Plan, host and manage the 2012 - 2014 Art Alive International Festival  | Community Development           | 25-05-2015  |
| A525         | Intergrated Transport Network   | Transportation                  | 23-01-2015  |
| A547         | Research services for the City of Johannesburg  | Group Communication and Tourism | 05-05-2015  |
| A439         | Provision of specialised training and development services for the Councillors and Officials in the Joburg Local Legislature  | Office of the Speaker           | 04-04-2015  |
| 424/13       | Construction Of New Protea Glen Extension 13 Fire Station In Soweto, Soweto, Johannesburg   | EMS                             | 17-07-2015  |
| A517         | Appointment of a service provider for a professional consultant to provide a  | Housing                         | 13-03-2015  |

COJ: TECHNICAL EMT CLUSTER  
 COJ: EMT  
 COJ: MAYORAL SUB COMMITTEE  
 COJ: MAYORAL COMMITTEE  
 COJ: FINANCE COMMITTEE  
 COJ: COUNCIL

| Contract no. | Description  | Department             | Expiry Date |
|--------------|--|------------------------|-------------|
| 446/14       | comprehensive bus maintenance quality monitoring to the scheduled services management agency for the Rea Vaya bus fleet  | Housing Department     | 30-07-2015  |
| A456         | Construction of roads and stormwater management system   | Housing Department     | 27-07-2015  |
| A466         | Panel of service providers for the relocation of families within the City Of Johannesburg Municipality   | GroupLegal & Contracts | 27-07-2015  |
| A450         | Request for proposal from established firms of attorneys to be part of the City of Johannesburg Metropolitan Municipality - City of Johannesburg (Group Legal and Contract Department). Panel of Attorneys<br>Panel of civil constructors for construction of bulk and internal infrastructure on as and when required basis | Housing Department     | 30-09-2015  |

COJ: TECHNICAL EMT CLUSTER  
 COJ: EMT  
 COJ: MAYORAL SUB COMMITTEE  
 COJ: MAYORAL COMMITTEE  
 COJ: FINANCE COMMITTEE  
 COJ: COUNCIL

ANNEXURE F

**ACTUAL SPENT ON BIDS AWARDED BY BID ADJUDICATION COMMITTEES**

In terms of Regulation 5(2) and 6(2) of the Preferential Procurement Regulations, preference points must be awarded to a bidder for attaining the B-BBEE status level of contribution in accordance with the table below:

| B-BBEE Status Level of Contributor |  | 2nd quarter of the financial year 2014/2015 |
|------------------------------------|--|---|
| 1.                                 | Total estimated contract value of all bids/tenders awarded by the Central Adjudication Committee (CAC) up to the value of R 5 million  | R16 079 085.99                              |
|                                    | Procurement value awarded by the Central Adjudication Committee (CAC) to Affirmative Business Enterprises in terms of Regulation 5(2) and 6(2) of the Preferential Procurement Regulations on the level of contributor |   |
|                                    | <b>B-BBEE Status Level of Contributor:</b>   |   |
|                                    | Level 1  | 30.12%                                      |
|                                    | Level 2  | 4.89%                                       |
|                                    | Level 3  | 52.64%                                      |
|                                    | Level 4  | 12.35%                                      |
|                                    | Level 5  | 0%  |
|                                    | Level 6  | 0%  |
|                                    | Level 7  | 0%  |
|                                    | Level 8  | 0%  |
|                                    | Non-compliant contributor (Not BBEE accredited)  | 0%  |
|                                    |  | Value per level                             |
|                                    |  | R4 843 622.30                               |
|                                    |  | R786 571.19                                 |
|                                    |  | R8 463 395.00                               |
|                                    |  | R1 985 497.50                               |
|                                    |  | R0  |
|                                    |  | R0  |
|                                    |  | R0  |
|                                    |  | R0  |
|                                    |  | R0  |

COJ: TECHNICAL EMT CLUSTER  
 COJ: EMT  
 COJ: MAYORAL SUB COMMITTEE  
 COJ: MAYORAL COMMITTEE  
 COJ: FINANCE COMMITTEE  
 COJ: COUNCIL

| B-BBEE Status Level of Contributor         |  | 2nd quarter of the financial year 2014/2015 |
|--|--|---|
| 2.   | Total estimated contract value of all bids/tenders awarded by the Executive Adjudication Committees (EAC) above the value of R5 million<br>Procurement value awarded by the Executive Adjudication Committees (EAC) to the previously disadvantaged companies in terms of Regulation 5(2) and 6(2) of the Preferential Procurement Regulations on the level of contributor | R1 197 619 784.28                           |
| <b>B-BBEE Status Level of Contributor:</b> |  |   |
|  | Level 1  | Percentage<br>0%                            |
|  | Level 2  | Value per level<br>R0                       |
|  | Level 3  | 0.82%<br>R9 829 892.28                      |
|  | Level 4  | 97.99%<br>R1 173 594 892.00                 |
|  | Level 5  | 0.93%<br>R11 083 000.00                     |
|  | Level 6  | 0.05%<br>R612 000.00                        |
|  | Level 7  | 0%<br>R0                                    |
|  | Level 8  | 0%<br>R0                                    |
|  | Non-compliant contributor (Not BBEE accredited)  | 0.21%<br>R2 500 000.00                      |
| 3.   | Total value of all bids/tenders awarded by the Executive Adjudication Committees (EAC) and Central Adjudication Committee (CAC) :  | R1 213 698 870.27                           |